

EcoSash® Auto Sash Controller

EcoSash® is an innovative device from TPE that dramatically improves the energy saving capability of a variable air volume (VAV) fume cupboard.

A VAV system saves energy by reducing the exhaust of air-conditioned air through the fume cupboard when the sash is lowered. However, the VAV only saves energy if the operator lowers the sash after use - the EcoSash® system addresses this issue. The EcoSash® senses inactivity and will automatically lower the sash door after a pre-set period of time if the fume cupboard or the area around the fume cupboard has been inactive. With the EcoSash® system, VAV energy savings are maximised to their full potential.

Features

- Automatically lowers the fume cupboard sash if left unattended for a pre-set period, reducing unnecessary exhaust of conditioned air.
- Pays for itself in energy saving in approximately 18 months.
- Auto-lowering improves laboratory safety by reducing time with sash raised.
- Sash collision sensor –system monitors sash movement, if a blockage of the sash is detected the sash movement automatically stops.
- Light beam sensor technology – non-contact collision avoidance (optional).
- User friendly – easy to use, to configure, and to change settings.
- Comes with all materials, including installation and configuration instructions.
- Option to include a manual lowering/raising button.
- Pre-purchase information available to assess EcoSash® for use at your site.
- Opening and closing speed can be adjusted to suit.
- Pre-purchase information available to assess EcoSash® for use at your site.
- PIR sensor panel with adjustable range to allow for use in fume cupboards from 1200mm to 3000mm width.
- Easy sash movement - nudging the sash up it will move it to the fully open position and nudging it down will close it. This feature can be disabled.
- Alarm input from the fume cupboard controller will stop the sash moving in the case of emergency.



The EcoSash® Controller, common to both new fume cupboard installations and to retrofits.



The EcoSash® Motion Sensor module is mounted on the face of the fume cupboard in the centre above the sash. Shown here on an Advanced Air® EcoAir® Fume Cupboard, the sensor panel can be easily mounted on any fume cupboard. It continually monitors activity and communicates with the EcoSash® Controller.



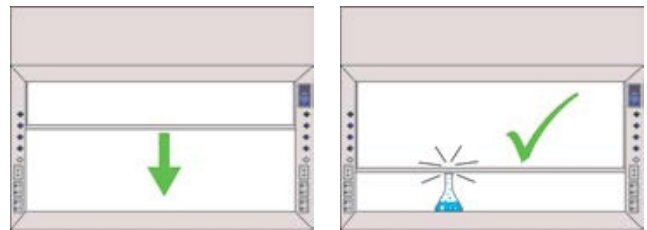
The light beam sensor technology includes light beam sensors installed at either end of the sash opening to detect anything in the sash's path (e.g hands, beaker, flask). If the light beam detects an obstacle as the sash is auto-lowering it signals the EcoSash® to stop the lowering process before contact with the obstacle.



EcoSash® Sensor detects movement in the area surrounding the fume cupboard and automatically closes when fume cupboard is inactive.

EcoSash® IV

- Automatically lowers the fume cupboard sash if unattended for a pre-set period, reducing unnecessary exhaust of conditioned air.
- Sash collision sensor system monitors sash movement, if a blockage of the sash is detected the sash movement automatically stops.
- User friendly – easy to use, configure, and change settings
- Closing speed can be adjusted to suit.



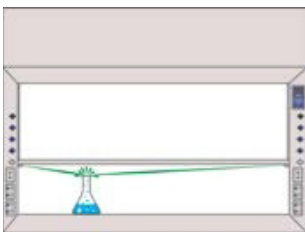
Auto lowering

Collision sensor

Optional extras

Light Beam Sensor

- Non-contact collision avoidance.
- When the sash is lowered by the EcoSash®, the light beam sensors monitor the path of the sash and stops it if obstacles are present.



Light-beam



EcoSash® Sensor Plus+

- More sensitive to smaller movements around fume cupboard.
- Footprint of sensor simpler to adjust after installed.




Standard



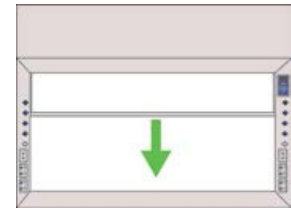
Plus+

EcoSash® IV Glide

- Easy sash movement - nudging the sash up or down it will set the sash to glide open or close automatically.
- Automatically lowers the fume cupboard sash if unattended for a pre-set period, reducing unnecessary exhaust of conditioned air.
- Sash collision sensor system monitors sash movement, if an obstacle is detected the sash movement automatically stops.
- User friendly – easy to use, configure, and change settings.
- Closing speed can be adjusted to suit.



Up/down glide



Auto lowering



Collision sensor

Optional extras

A: Light Beam Sensor

- Non-contact collision avoidance.
- When the sash is lowered by the EcoSash®, the light beam sensors monitor the path of the sash and stops it if obstacles are present.

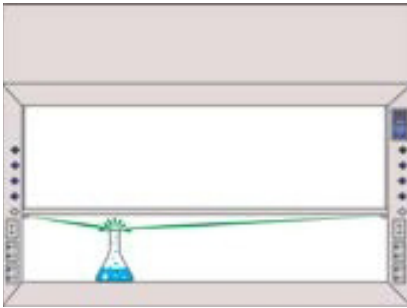
B: EcoSash® Sensor Plus+

- More sensitive to smaller movements around fume cupboard.
- Footprint of sensor simpler to adjust after installed.

C: Up/Down Button

- Manually raise or lower the sash.
- Made to be simple to use so end-user can 'bump with elbow' if hands are full.

A:



Light-beam



B:



Standard



Plus+

C:



Up/down button

